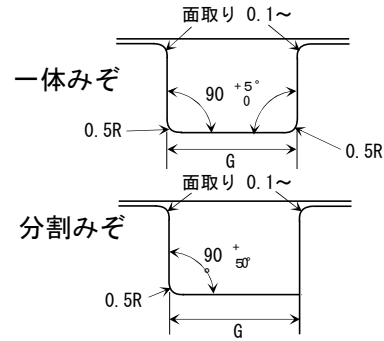
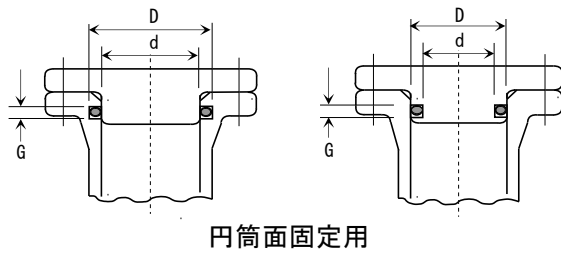
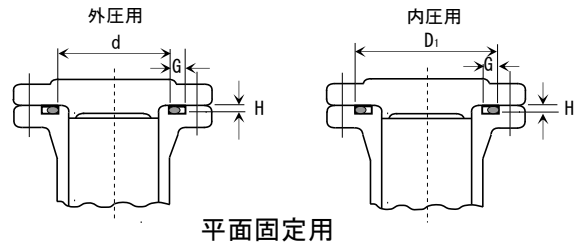
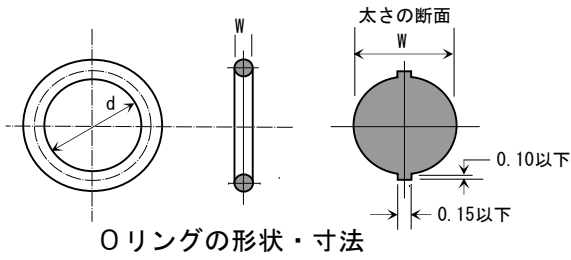


# S

## S番 (円筒面固定用・平面固定用)

(単位: mm)



(単位: mm)

呼び番号	Oリングの寸法		円筒面固定用・平面固定用 みぞ部の寸法					
	太さ W	内径 d	d <sup>0</sup> <sub>-0.05</sub>	D <sub>1</sub>	D <sup>+0.05</sup> <sub>0</sub>	G <sup>+0.25</sup> <sub>0</sub>	H <sup>0</sup> <sub>-0.1</sub>	
S3	1.5 ±0.1	2.5	±0.15	3.0	5.3	5.0	2.5	1.0
S4		3.5		4.0	6.3	6.0		
S5		4.5		5.0	7.3	7.0		
S6		5.5		6.0	8.3	8.0		
S7		6.5		7.0	9.3	9.0		
S8		7.5		8.0	10.3	10.0		
S9		8.5		9.0	11.3	11.0		
S10		9.5		10.0	12.3	12.0		
S11.2		10.7		11.2	13.5	13.2		
S12		11.5		12.0	14.3	14.0		
S12.5		12.0		12.5	14.8	14.5		
S14		13.5		14.0	16.3	16.0		
S15		14.5		15.0	17.3	17.0		
S16		15.5		16.0	18.3	18.0		
S18		17.5		18.0	20.3	20.0		
S20	19.5	20.0	22.3	22.0				
S22	21.5	22.0	24.3	24.0				
S22.4	2.0 ±0.1	21.9	±0.15	22.4	25.9	25.4	2.7	1.5
S24		23.5		24.0	27.5	27.0		
S25		24.5		25.0	28.5	28.0		
S26		25.5		26.0	29.5	29.0		
S28		27.5		28.0	31.5	31.0		
S29		28.5		29.0	32.5	32.0		
S30		29.5		30.0	33.5	33.0		
S31.5		31.0		31.5	35.0	34.5		
S32		31.5		32.0	35.5	35.0		
S34		33.5		34.0	37.5	37.0		
S35		34.5		35.0	38.5	38.0		
S35.5		35.0		35.5	39.0	38.5		
S36		35.5		36.0	39.5	39.0		
S38		37.5		38.0	41.5	41.0		
S39		38.5		39.0	42.5	42.0		
S40	39.5	40.0	43.5	43.0				

呼び番号	Oリングの寸法		円筒面固定用・平面固定用 みぞ部の寸法					
	太さ W	内径 d	d <sup>0</sup> <sub>-0.05</sub>	D <sub>1</sub>	D <sup>+0.05</sup> <sub>0</sub>	G <sup>+0.25</sup> <sub>0</sub>	H <sup>0</sup> <sub>-0.1</sub>	
S42	2.0 ±0.1	41.5	±0.25	42.0	45.5	45.0	2.7	1.5
S44		43.5		44.0	47.5	47.0		
S45		44.5		45.0	48.5	48.0		
S46		45.5		46.0	49.5	49.0		
S48		47.5		48.0	51.0	51.0		
S50		49.5		50.0	53.0	53.0		
S53		52.5		53.0	56.0	56.0		
S55		54.5		55.0	58.0	58.0		
S56		55.5		56.0	59.0	59.0		
S60		59.5		60.0	63.0	63.0		
S63		62.5		63.0	66.0	66.0		
S65		64.5		65.0	68.0	68.0		
S67		66.5		67.0	70.0	70.0		
S70		69.5		70.0	73.0	73.0		
S71		70.5		71.0	74.0	74.0		
S75	74.5	75.0	78.0	78.0				
S80	79.5	80.0	83.0	83.0				
S85	84.5	85.0	88.0	88.0				
S90	89.5	90.0	93.0	93.0				
S95	94.5	95.0	98.0	98.0				
S100	99.5	100.0	103.0	103.0				
S105	104.5	105.0	108.0	108.0				
S110	109.5	110.0	113.0	113.0				
S112	111.5	112.0	115.0	115.0				
S115	114.5	115.0	118.0	118.0				
S120	119.5	120.0	123.0	123.0				
S125	124.5	125.0	128.0	128.0				
S130	129.5	130.0	133.0	133.0				
S132	131.5	132.0	135.0	135.0				
S135	134.5	135.0	138.0	138.0				
S140	139.5	140.0	143.0	143.0				
S145	144.5	145.0	148.0	148.0				
S150	149.5	150.0	153.0	153.0				

※ 内径dの4種Cの許容差は、1種Aの3倍、4種Dは1種Aの2倍とします。